

TAC Motorcycle Monitor 2024

71%

▲ (69%) 2023 figures shown in brackets

of respondents have ridden a motorcycle in the last 12 months



Average (%) time spent riding

53%

▲ (51%)



Recreation/
On-road

24%

▼ (25%)



Commuting
Purposes

18%

- (18%)



Recreation/
Off-road

6%

- (6%)



Working
Purposes
(Excluding Commuting)

Previous years figures (2023) shown in brackets

Infographic by Ipsos

▲ ▼ Higher/Lower than previous year

Motorcycle riding attitudes and behaviours

Behaviour



98%
▲ (96%)

have not ridden over the legal blood alcohol limit



59%
▼ (62%)

have not sped (more than 3 km/h) in a 60 km/h zone



49%
▼ (54%)

have not sped (more than 3 km/h) in a 100 km/h zone



76%
▲ (75%)

have not ridden while very tired



77%
▲ (75%)

have always ridden with protective clothing (short trips)



96%
▲ (94%)

have always ridden with protective clothing (long trip)

Attitude

91%
▲ (89%)

think it is extremely dangerous

28%
▼ (30%)

think it is extremely dangerous

25%
▼ (26%)

think it is extremely dangerous

76%
▼ (77%)

think it is extremely dangerous

66%
▲ (65%)

think it is extremely dangerous

90%
▼ (91%)

think it is extremely dangerous

Protective Motorcycle Gear


88%

▼ (92%) 2023 figures shown in brackets

of respondents agree that motorcyclists should always wear motorcycle clothing while riding.



Type of helmet used



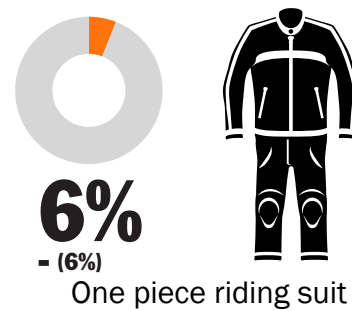
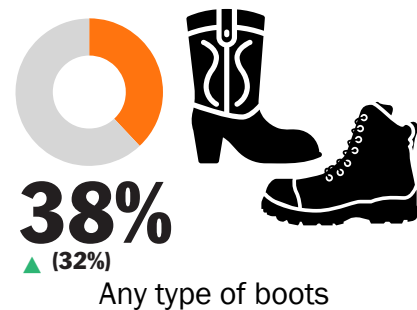
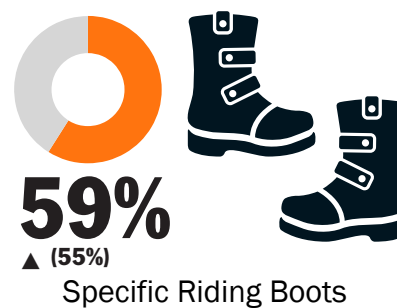
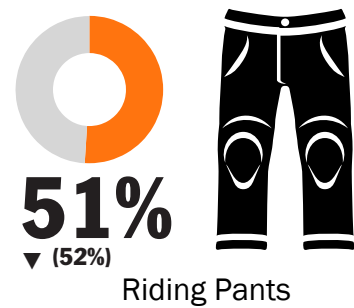
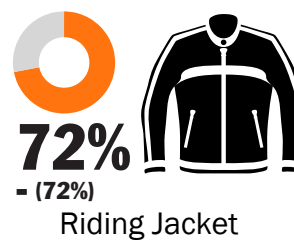
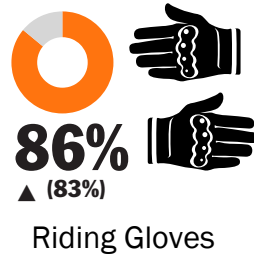
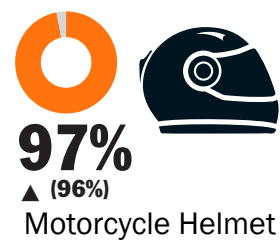
Both - open and full face helmets

0% did not know
- (0%)

Previous years figures (2023) shown in brackets

Infographic by Ipsos

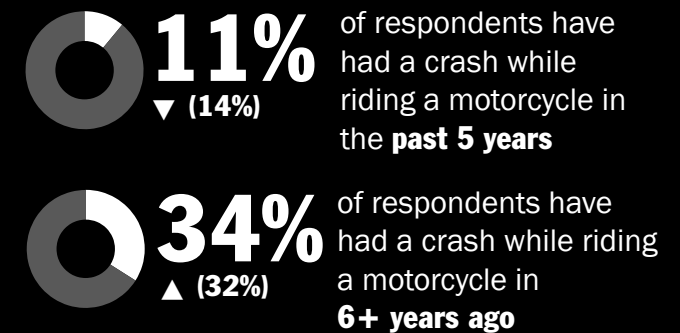
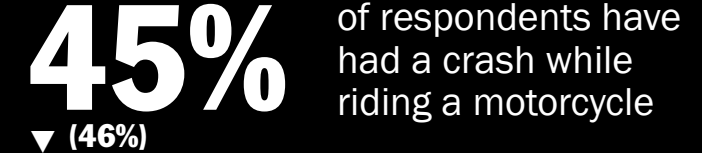

Protective gear worn all the time



▲ ▼ Higher/Lower than previous year

▲ ▼ Higher/Lower than previous year at 95% C.I.

Crash History



0% did not remember
▼ (1%)